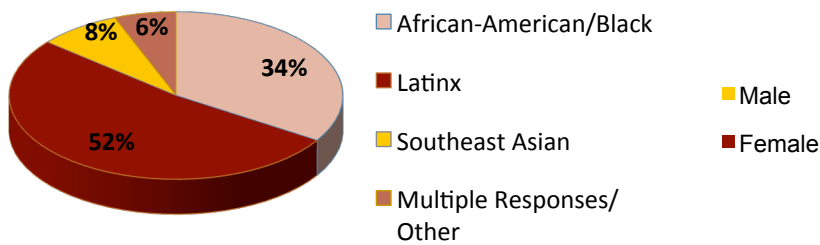


SMASH Scholars, by Year and Site						
	1st Years	2nd Years	3rd Years	Total Current Scholars	Total Alumni	Total Scholars + Alumni
University of CA, Berkeley	28	28	23	79	241	320
Stanford University	28	28	19	75	128	203
University of CA, Los Angeles & University of Southern CA*	24	23	33	80	90	170
University of CA, Davis	30	0	0	30	0	30
Total Students	110	79	75	264	459	723

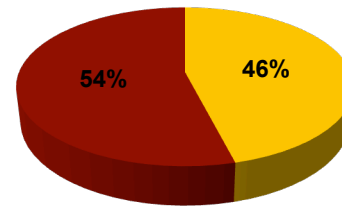
*Due to the closing of the University of Southern CA site, remaining students transferred to the University of CA, Los Angeles site.

Current SMASH Scholar Demographics

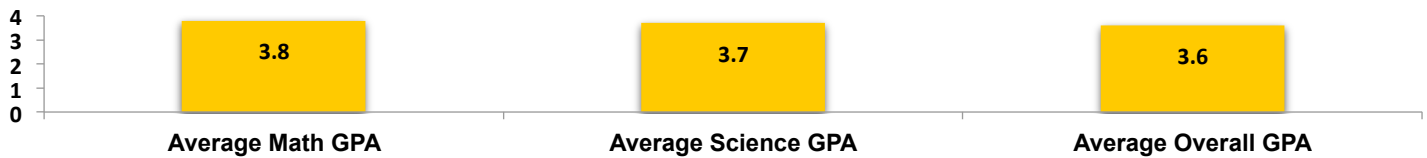
Ethnicity



Gender



Academic Indicators



Economic Indicators

Average Household Income	\$57,100
Average Household Count	5

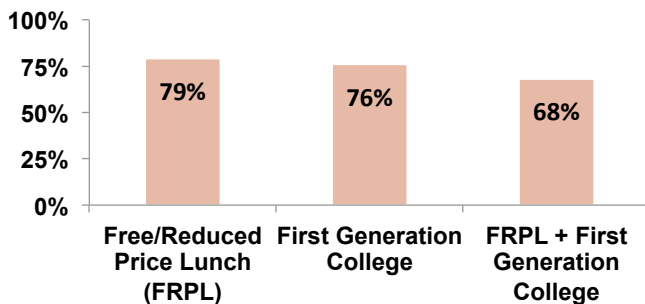
SMASH Scholar City/County of Residence

Top 5 Cities of Residence

Oakland	38	14%
Los Angeles	29	11%
San Jose	25	9%
Sacramento	21	8%
San Francisco	17	6%

Top 6 Counties of Residence

Los Angeles	79	30%
Alameda	65	25%
Santa Clara	28	11%
Sacramento	23	9%
San Francisco	19	7%
Contra Costa	19	7%



Mother's Highest Education Level

